



**SACRAMENTO  
ADVENTIST ACADEMY**

5601 Winding Way  
Carmichael, CA 95608  
(916) 481-2300  
fax (916) 481-7426  
[www.sacaa.org](http://www.sacaa.org)

August 17, 2017

Dear Parent/Guardian,

This coming Tuesday, August 22, your child will participate in a bus evacuation drill on our campus. This drill will be conducted by Mr. Gary Myers, one of our bus drivers.

According to regulations from the California Highway Patrol, schools must have a bus evacuation drill at the beginning of the school year. We are anxious to comply with these regulations and seek to do everything possible to keep your child safe.

Attached you will find information regarding bus safety. Please take some time to review the information with your child. After you have reviewed the information, please sign and date the bottom of the Bus Safety information Form and return it with your child on Monday August 21.

Signed forms may be delivered to your child's classroom teacher or Mrs. Wilson in the office.

Have a Happy and Safe Weekend,

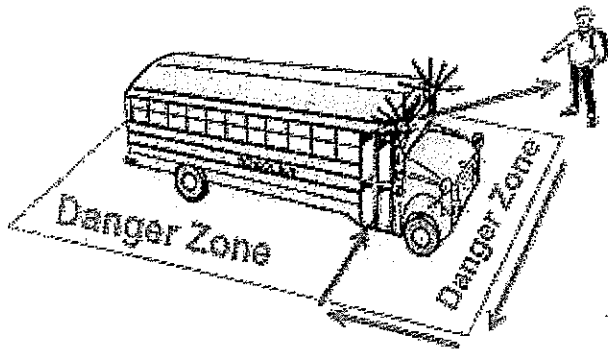
Matthew Jakobsons  
Principal, Sacramento Adventist Academy

# School Bus Safety Smarts

- Stay out of the danger zone at all times!
- Remember—if you can't see the driver, the driver can't see you!
- Never go near the bus unless the driver has given you the signal to come!
- Never, ever walk or play behind a vehicle!
- When you go near the bus, always, always be sure you can see the bus driver!
- If you drop anything in the danger zone leave it. Never, never stop to pick it up!

## Know the Danger Zones

- Every child must know the DANGER ZONES around the school bus.
- Children should never enter the DANGER ZONE unless the driver has given them permission.
- If a child can touch the bus, he or she is too close.
- If a child must cross the street, know all the rules to cross safely.
- The 10 Giant Step rule is a good measurement for children to identify the DANGER ZONE around the school bus, particularly when crossing in front of the bus.



- When near a bus, the children must have the attention of the school bus driver.
- Children should never play around or near school bus vehicles.
- When leaving the bus, children must walk directly home.

---

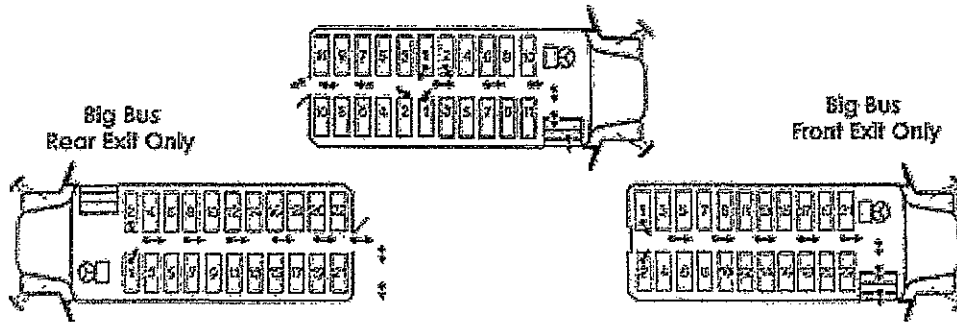
## Getting On and Off the Safe Way

- Always be on time with your school things tucked safely away.
- Never run to or from the bus.
- Wait for the bus at a safe place away from the road.
- Wait for the bus to stop before approaching to get on.
- Remember if you can touch the bus, YOU ARE TOO CLOSE !
- Your driver will tell you when to get on.
- Walk up the steps, one at a time, using the hand rail.
- Never push or shove.
- IF YOU DROP ANYTHING IN THE DANGER ZONE LEAVE IT. NEVER, NEVER STOP TO PICK IT UP!

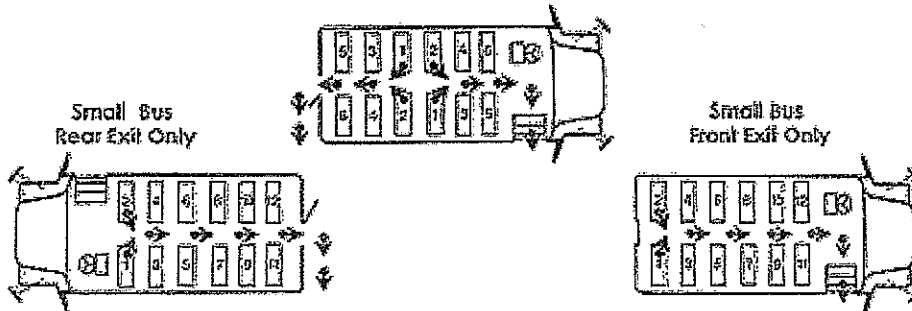
## Emergency Evacuation the Safe Way

- Listen to the driver's instructions for the correct exit.
- Be calm, quiet and don't panic.
- Leave your belongings behind.
- Exit seat by seat alternating rows.
- Leave the bus quickly without pushing, or shouting.
- Walk to a safe place and stay together.

### Using available exits on a Big Bus

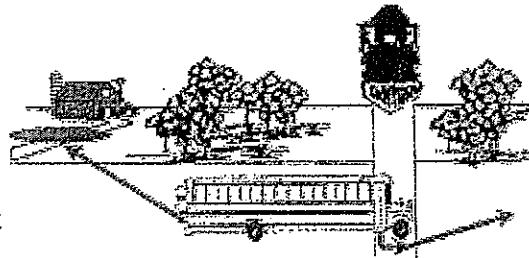


### Using available exits on a Small Bus



## Railway Crossing Evacuation

- Listen to the driver's instructions for the correct exit.
- Go away from the tracks as far as possible in a direction (at a 45 degree angle) toward the train to avoid being hit by debris from the crash.
- Go to a safe place and stay together.





# SACRAMENTO ADVENTIST ACADEMY

## Bus Safety Information Form

I have read the information regarding bus safety and  
have discussed it with my child:

Name of Student: \_\_\_\_\_

Grade: \_\_\_\_\_

Parent Signature: \_\_\_\_\_

Date: \_\_\_\_\_